



1815 E 63rd St
Kansas City, MO 64130
www.BrooksideCharter.org



Phone: 816-531-2192

Fax: 816-756-3055



BSDS, Inc dba Brookside Charter School

AGENDA
June 24, 2024
5:30 pm

BCS Library and/or Join with ZOOM
<https://us02web.zoom.us/j/82127625843>

1. Motion to accept the agenda
2. Approval of Board of Director minutes
3. Visitors Comments and Addressing Agenda Items
4. [Committee Report](#) for upcoming Month
5. Financial Committee Report – Ed-Ops
 - a) Ed-Ops Dashboard – **Need Board Approval**
 - b) Check Registry – **Need Board Approval**
 - c) 2024-2025 Budget – **Need Board Approval**
6. Board of Directors
 - a) 2024-25 Board Roster
 - b) 2024-25 Board Calendar and Agenda
 - c) 2024-25 Board Committees
7. Superintendent’s Report – Roger Offield
 - a) Enrollment/Attendance –EAD Report and 24/25 Numbers
 - b) Superintendent Evaluation
 - c) Board Policy Update
 - d) Expansion Update
8. Motion to adjourn
9. Motion for Closed Session

Next Meeting - Monday, August 26, 2024

Posted 6/21/2024
Front Lobby, Website, and District Calendar



1815 E 63rd St
Kansas City, MO 64130
www.BrooksideCharter.org



Phone: 816-531-2192

Fax: 816-756-3055



Attending Meetings of the Board of Director

Visitors are welcome to attend the open sessions of the meeting of the Board of Directors. Members of the Board of Directors and Brookside Administration are the participants during these meetings.

Procedures for Petitioning the Board of Directors

1. If the issue/concern involves the classroom, meet with your child's teacher. If the problem is not resolved, contact the Administration.
2. If the issue/concern involves the daily operation of the school, contact the Administration.
3. If the issue/concern involves school policy (Family Handbook), contact the Board of Directors following these procedures:
 - a. Submit a one-page brief of the issue. Briefs to the Board of should be sent to Brookside Charter School.
 - b. The Board of Directors will respond. Responses could be inclusion on the agenda for a Board of Director's meeting, or a written reply, or a referral to the Administration.
4. Guidelines for Speaking at a Board Meeting
 - a. Visitor's Comments

Each regular business meeting opens with an opportunity for visitors to make comments to the board. Persons who wish to address any subject concerning education may do so at this time. The board president will call the meeting to order and then ask for comments from the audience. Patrons are asked to keep their remarks concise. This portion of the meeting shall not exceed one-half hour and those addressing the board are asked to limit their remarks.

b. Addressing Agenda Items

A person wishing to address an item on the official agenda during the business portion of the meeting must complete a request form, these forms are located as you enter the board room. The form is to be completed and returned to the Board Secretary/Clerk prior to the start of the meeting. Persons may speak only once on an agenda item and for no more than three minutes without consent of the board. In the event board members agree that the normal flow of business is being unnecessarily delayed, they may, by majority vote, waive public participation.

The above information is part of the Family Handbook. Families are given a copy of the Family Handbook.



BSDS, Inc dba Brookside Charter School

MINUTES
MAY 20, 2024
5:30 pm

BCS Library and/or Join with ZOOM
<https://us02web.zoom.us/j/82127625843>

Directors Present: Dr. Eric Sipes, Vicki Miller, Dr. Kerry Dixon, Sherry Twyman (left at 6:15), Kiva Dennis, Tiffany Price, Jason LaSalle **Directors Absent:** DiAnna Saffold **Guests Present:** Roger Offield, Jasmine George, Jamie Berry, Kirsten Smith

1. Opening Items
 - a) Record Attendance and Guests
 - b) Call the Meeting to Order
 - i. Dr. Eric Sipes called the meeting of the board of directors of Brookside Charter School to order on Monday, May 20, 2024 at 5:35pm.
2. Motion to accept the agenda
 - a) Vicki Miller motioned to accept the agenda.
 - b) Dr. Kerry Dixon seconded the motion
 - c) The board voted to approve the motion - Approved
3. Approval of Board of Director minutes
 - a) Vicki Miller motioned to approve the minutes from the Brookside Charter School board of directors meeting on Monday, April 29, 2024.
 - b) Dr. Kerry Dixon seconded the motion
 - c) The board voted to approve the motion - Approved
4. Visitors Comments and Addressing Agenda Items
 - a) None
5. Committee Report for the upcoming month
 - a) Roger Offield shared the committee report for the upcoming month.
6. Financial Committee Report – EdOps
 - a) **Ed-Ops Dashboard - Need Board Approval**



- i. Jamie Berry reviewed the month's financial status. Providing information on revenue, expenses, days of cash and changes expected from state aid. Provided in board packet.
 - ii. Vicki Miller motioned to approve the EdOps Dashboard as presented.
 - iii. Dr. Kerry Dixon seconded the motion.
 - iv. The board voted to approve the motion - Approved
 - b) **Check Registry – Need Board Approval**
 - i. Vicki Miller presented the Check Registry. Provided in board packet.
 - ii. Vicki Miller motioned to approve the check as presented.
 - iii. Dr. Kerry Dixon seconded the motion.
 - iv. The board voted to approve the motion - Approved
 - c) **2024-2025 Budget (DRAFT)**
 - i. Jamie Berry reviewed the FY25 budget draft summary and FY25 Sub-Budgets
 - ii. Further adjustments will be reviewed with Roger Offield and presented for approval at a later date
7. Board of Directors
 - a) Board Roster
 - i. Roger Offield presented the Board Rosters
 - ii. Updates will be ready for review at the June Board meeting
 - b) Terms and Roles
8. Superintendent's Report – Roger Offield
 - a) Enrollment/Attendance (708) –EAD Report and 24/25 Numbers (636) (including 22 virtual)
 - b) Superintendent Evaluation
 - i. Board received superintendent evaluation link in email on May 2024
 - ii. Must be completed by **May 13, 2024**
 - c) Expansion Update



1815 E 63rd St
Kansas City, MO 64130
www.BrooksideCharter.org



Phone: 816-531-2192
Fax: 816-756-3055



- i. ATT Tour
 - ii. Research/HCA Property
9. Motion to adjourn
 - a) Dr. Eric Sipes called the meeting of the board of directors of Brookside Charter School to a close at 6:33pm
 - i. Vicki Miller motioned to adjourn.
 - ii. Dr. Kerry Dixon seconded the motion.
 - iii. The board voted to approve the motion - Approved
10. Motion for Closed Session
 - a) Board moved into Closed Session

Next Meeting - Monday, June 24, 2024

Attending Meetings of the Board of Director

Visitors are welcome to attend the open sessions of the meeting of the Board of Directors. Members of the Board of Directors and Brookside Administration are the participants during these meetings.

Procedures for Petitioning the Board of Directors

1. If the issue/concern involves the classroom, meet with your child's teacher. If the problem is not resolved, contact the Administration.
2. If the issue/concern involves the daily operation of the school, contact the Administration.
3. If the issue/concern involves school policy (Family Handbook), contact the Board of Directors following these procedures:
 - a. Submit a one-page brief of the issue. Briefs to the Board of should be sent to Brookside Charter School.
 - b. The Board of Directors will respond. Responses could be inclusion on the agenda for a Board of Director's meeting, or a written reply, or a referral to the Administration.
4. Guidelines for Speaking at a Board Meeting
 - a. Visitor's Comments

Each regular business meeting opens with an opportunity for visitors to make comments to the board. Persons who wish to address any subject concerning education may do so at this time. The board president will call the meeting to order and then ask for comments from the audience.

Posted 4/26/2024
Front Lobby, Website, and District Calendar



1815 E 63rd St
Kansas City, MO 64130
www.BrooksideCharter.org



Phone: 816-531-2192

Fax: 816-756-3055



Patrons are asked to keep their remarks concise. This portion of the meeting shall not exceed one-half hour and those addressing the board are asked to limit their remarks.

b. Addressing Agenda Items

A person wishing to address an item on the official agenda during the business portion of the meeting must complete a request form, these forms are located as you enter the board room. The form is to be completed and returned to the Board Secretary/Clerk prior to the start of the meeting. Persons may speak only once on an agenda item and for no more than three minutes without consent of the board. In the event board members agree that the normal flow of business is being unnecessarily delayed, they may, by majority vote, waive public participation.

The above information is part of the Family Handbook. Families are given a copy of the Family Handbook.



1815 E 63rd St
Kansas City, MO 64130
www.BrooksideCharter.org



Phone: 816-531-2192

Fax: 816-756-3055



BSDS, Inc dba Brookside Charter School

BOARD COMMITTEE AGENDAS Join with ZOOM

<https://us02web.zoom.us/j/82127625843>

Governance Committee Meeting

No July Meeting

- a) Proposed Agenda
- b) Superintendent Contract and Evaluation

Next Meeting, Monday, August 19th

Development Committee Meeting

No July Meeting

Members:

- a) Grant/Fundraising Update
- b) Events Planning

Next Meeting, TBD

Academic Committee Meeting

No July Meeting

Members:

- a) Ed-Ops Slide Deck
- b) Assessment Review/Update

Next Meeting, TBD

Financial Committee Meeting

No July Meeting

Members:

- a) Ed-Ops Dashboard
- b) Check Registry

Next Meeting, Thursday, August 22nd

**Posted 6/21/2024
Front Lobby, Website, and District Calendar**



May 2024 Financials

PREPARED JUN'24 BY



- **Executive Summary**
- **Key Performance Indicators**
- **Cash Forecast**
- **Forecast Overview**
- **Monthly Financials**

- BCS closed out May 2024 with a YE cash forecast of \$6.2M, \$192k below budget. As noted last month, the difference is tied directly to expenses associated with completion of the STEAM lab.
- Days of Cash as of 5/31/24 is 164 days, well over the sponsor target of 60 days and a continued indication of strong financial health.
- Revenue – despite a \$253k prior year adjustment in State revenue, the school’s full year revenue picture is improving due to the following:
 - Above budget income in Prop C, interest income, transportation reimbursement
 - \$100k School Safety Grant
 - \$56k for MO Scholars

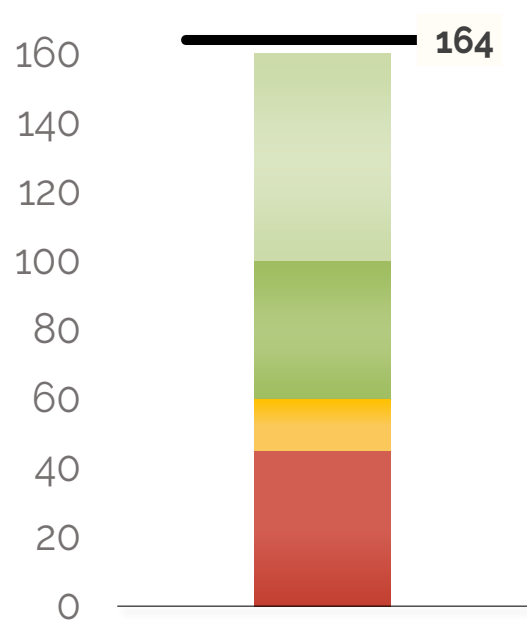
- **Expenses** – from an operating perspective are coming in just slightly under budget, despite key investments to bring janitorial and transportation services in-house. We've been able to manage other expense categories such that they offset a majority of this overage.
- **Net Income** – before extraordinary expenses (debt service & capital expenses), the school has a positive net income of \$308,066 vs. the original budget of \$377,100.
 - **Costs associated with debt service** are \$308,592 and completion of the STEAM lab generated \$898,138 in capital expenses, for a total below the line cost of \$1,206,729.
 - **This results in a Net Income, after extraordinary costs, for the year at (\$300,432).** This takes into consideration outstanding cash flow adjustments of \$598,232.

- **Net Income (continued) –**
 - The school's cash reserves, more than \$6M, will be used to bring the full year budget back into balance.
 - Despite use of cash reserves, the school maintains more than 150+ Days of Cash.

- **FY25 Budget**
 - Final adjustments have been made to the FY25 draft budget. It has been reviewed with the school's Finance Committee at their meeting on 6/20 and is being brought forward to the Board for approval.

Days of Cash

Cash balance at year-end divided by average daily expenses

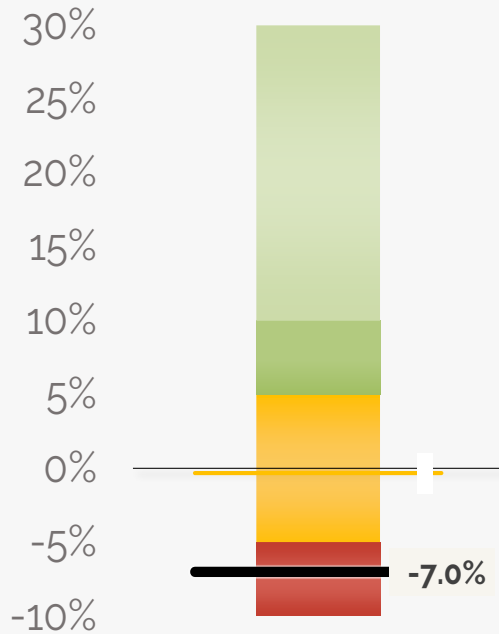


164 DAYS OF CASH AT YEAR'S END

The school will end the year with 164 days of cash. This is above the recommended 60 days

Gross Margin

Revenue less expenses, divided by revenue

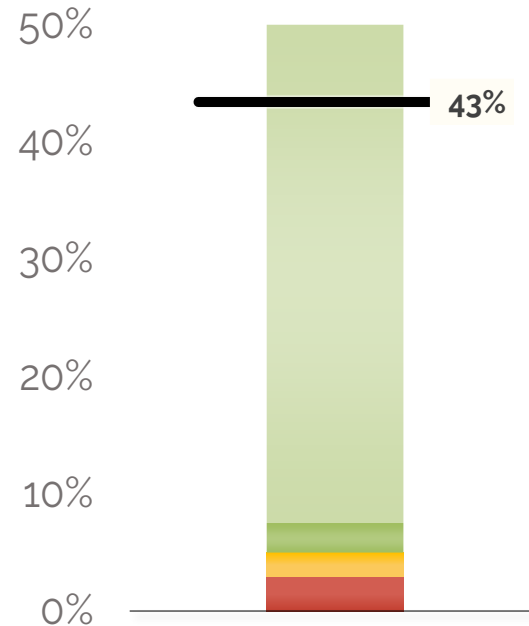


-7.0% GROSS MARGIN

The forecasted net income is -\$899k, which is \$857k below the budget. It yields a -7.0% gross margin.

Fund Balance %

Forecasted Ending Fund Balance / Total Expenses

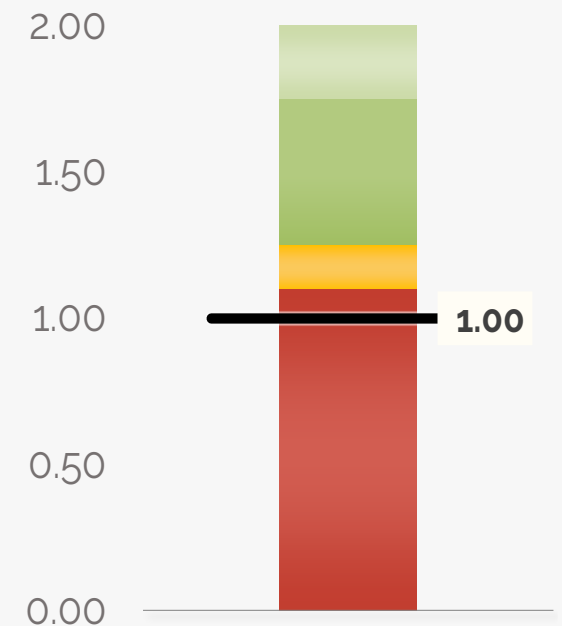


43.40% AT YEAR'S END

The school is projected to end the year with a fund balance of \$5,956,894. Last year's fund balance was \$6,855,557.

DSCR






Amount of cash flow available to meet annual interest and principal payments on debt



DSCR IS 1.

Debt Service Coverage Ratio is defined by the school's bank covenants.

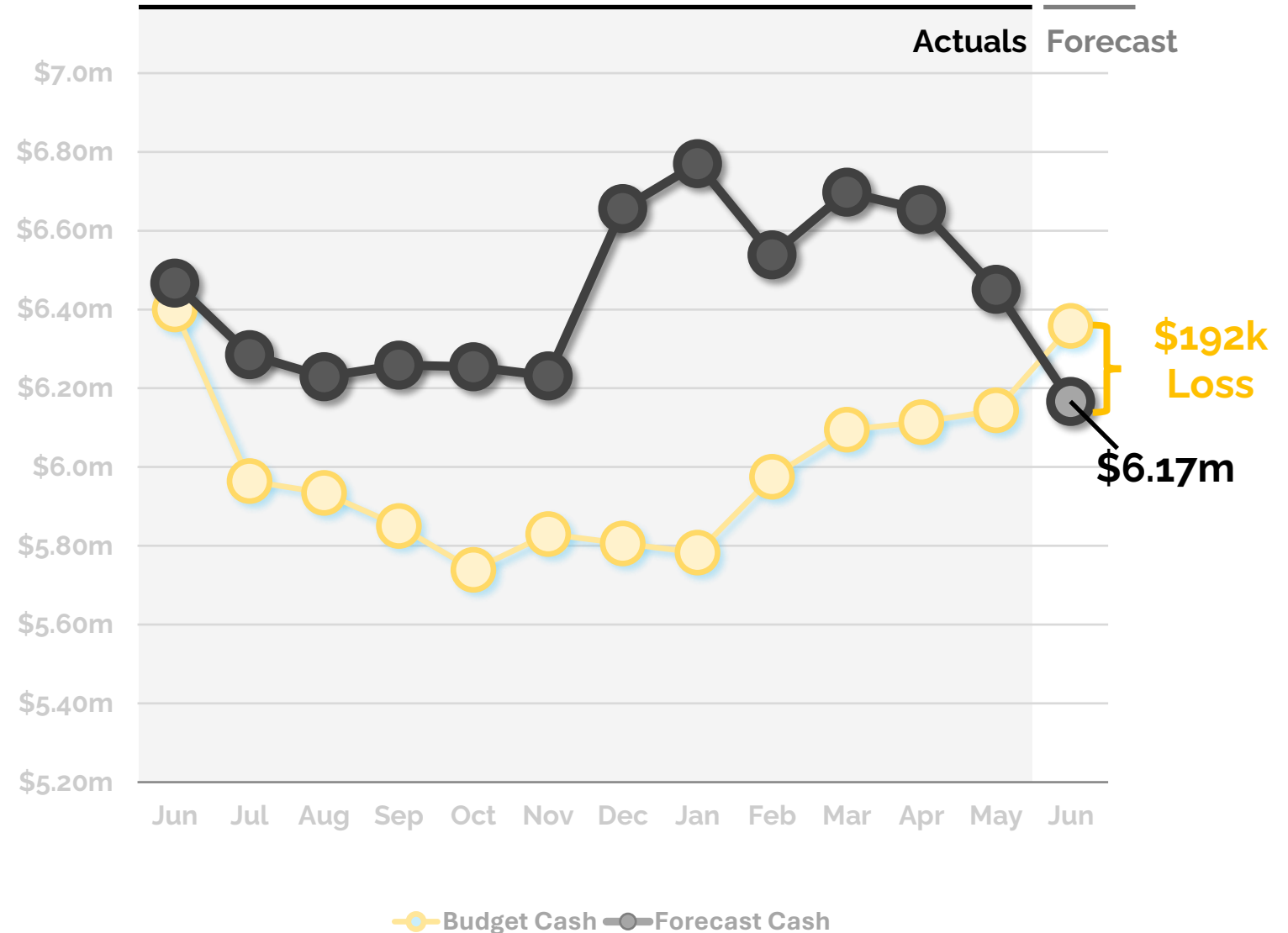
Forecast Overview

	Forecast	Budget	Variance	Variance Graphic	Comments
Revenue	\$12.8m	\$12.9m	-\$77k	 -77k	A \$253k prior year adjustment to State funding has been significantly offset by increases in Prop C, transportation reimbursement, and interest income.
Expenses	\$13.7m	\$12.9m	-\$780k	 -780k	Tied to extraordinary costs for debt service (\$308k) and STEAM lab completion (\$900k), offset by improvements in operational expenses
Net Income	-\$899k	-\$41k	-\$857k	 -857k	
Cash Flow Adjustments	\$598k	0	\$598k	 +598k	Grants receivables
Change in Cash	-\$300k	-\$41k	-\$259k	 -259k	Cash reserves will be used to 'balance' the budget for FY24.

164 Days of Cash at year's end

We forecast the school's year ending cash balance as **\$6.2m**, **\$192k** below budget.

The school's cash reserves are being used to cover the additional expenses associated with completion of the STEAM lab.



	Year-To-Date			Annual Forecast			
	Actual	Budget	Variance	Forecast	Budget	Variance	Remaining
Revenue							
Local Revenue	1,308,389	1,075,002	233,387	1,394,364	1,181,116	213,248	85,975
State Revenue	8,629,376	8,431,796	197,581	9,368,352	9,361,710	6,641	738,975
Federal Revenue	1,197,445	1,440,806	(243,361)	1,606,227	1,668,046	(61,819)	408,782
Private Grants and Donations	193,593	487,500	(293,907)	300,000	500,000	(200,000)	106,407
Earned Fees	149,731	174,530	(24,800)	156,912	191,760	(34,849)	7,181
Total Revenue	11,478,534	11,609,634	(131,100)	12,825,855	12,902,633	(76,778) ①	1,347,321
Expenses							
Salaries	6,819,915	6,722,886	(97,030)	7,615,275	7,334,057	(281,218)	795,360
Benefits and Taxes	1,862,460	1,904,599	42,138	2,107,139	2,077,744	(29,395)	244,679
Staff-Related Costs	113,988	130,505	16,517	152,924	142,369	(10,555)	38,936
Rent	76,000	80,667	4,667	88,000	88,000	(0)	12,000
Occupancy Service	532,916	584,709	51,793	629,124	637,864	8,740	96,208
Student Expense, Direct	380,164	569,829	189,666	474,511	621,632	147,121	94,347
Student Expense, Food	246,383	275,000	28,617	262,000	300,000	38,000	15,617
Office & Business Expense	837,119	1,098,960	261,841	1,097,073	1,198,865	101,793	259,954
Transportation	91,735	114,583	22,848	91,742	125,000	33,258	7
Total Ordinary Expenses	10,960,681	11,481,738	521,057	12,517,789	12,525,532	7,743	1,557,108
Interest	308,592	282,876	(25,716)	308,592	308,592	0	-
Facility Improvements	898,138	100,833	(797,304)	898,138	110,000	(788,138)	-
Total Extraordinary Expenses	1,206,729	383,709	(823,020)	1,206,729	418,592	(788,138)	-
Total Expenses	12,167,410	11,865,447	(301,964)	13,724,518	12,944,124	(780,394) ②	1,557,108
Net Income	(688,876)	(255,813)	(433,063)	(898,663)	(41,491)	(857,172) ③	(209,787)
Cash Flow Adjustments	673,152	-	673,152	598,232	-	598,232 ④	(74,920)
Change in Cash	(15,725)	(255,813)	240,088	(300,432)	(41,491)	(258,940) ⑤	(284,707)

① REVENUE: \$77K BEHIND

Revenue remains slightly lower than the full year budget due to a \$253k prior year adjustment. However, we've made up slightly more than \$175k of that delta this year in unbudgeted revenue in the areas of interest income and Prop C.

② EXPENSES: \$780K BEHIND

From an operating perspective, we are on budget for the year. Expenses tied to below the line costs (debt service and STEAM lab completion) are reducing our overall Net Income for the year vs. budget.

③ NET INCOME: \$857K behind

④ CASH ADJ: \$598K AHEAD

⑤ NET CHANGE IN CASH: \$259K BEHIND

Monthly Financials

Income Statement	Actual											Forecast	
	Jul	Aug	Sep	Oct	Nov	Dec	Jan	Feb	Mar	Apr	May	Jun	TOTAL
Revenue													
Local Revenue	149,897	99,671	109,732	110,047	126,964	95,789	103,768	152,334	95,576	102,466	162,145	85,975	1,394,364
State Revenue	771,015	792,551	778,095	794,292	779,680	536,427	783,167	828,163	783,025	897,407	885,555	738,975	9,368,352
Federal Revenue	0	29,137	29,203	48,426	50,640	364,086	238,999	0	191,341	186,845	58,768	408,782	1,606,227
Private Grants and Donations	799	174,359	598	4,268	4,574	-29,233	0	12,427	18,671	6,227	902	106,407	300,000
Earned Fees	9,604	8,853	5,795	14,963	12,274	20,023	6,702	34,025	14,221	8,774	14,498	7,181	156,912
Total Revenue	931,314	1,104,571	923,424	971,996	974,132	987,092	1,132,636	1,026,949	1,102,833	1,201,720	1,121,867	1,347,321	12,825,855
Expenses													
Salaries	571,319	580,712	613,327	633,640	623,454	608,530	651,651	618,431	604,189	647,960	666,702	795,360	7,615,275
Benefits and Taxes	158,038	159,733	167,860	166,747	176,402	172,359	169,100	169,535	181,096	170,430	171,161	244,679	2,107,139
Staff-Related Costs	8,886	9,237	7,586	40,753	-2,706	7,845	7,436	9,764	5,573	12,361	7,252	38,936	152,924
Rent	12,000	0	6,000	10,000	12,000	12,000	0	0	12,000	0	12,000	12,000	88,000
Occupancy Service	83,608	62,955	41,123	34,389	39,702	33,248	69,638	44,567	44,743	33,101	45,841	96,208	629,124
Student Expense, Direct	27,105	65,761	34,289	21,983	17,966	14,020	63,905	25,871	19,102	53,276	36,885	94,347	474,511
Student Expense, Food	0	16,685	9,882	33,952	40,225	19,006	11,365	38,359	32,044	27,921	16,943	15,617	262,000
Office & Business Expense	103,175	177,696	73,607	53,629	81,029	37,552	60,070	83,352	44,241	54,595	68,174	259,954	1,097,073
Transportation	0	786	1,451	6,568	30,275	5,738	7,676	2,418	2,453	3,425	30,946	7	91,742
Total Ordinary Expenses	964,132	1,073,566	955,125	1,001,661	1,018,348	910,299	1,040,841	992,298	945,440	1,003,068	1,055,904	1,557,108	12,517,789
Operating Income	-32,818	31,005	-31,701	-29,665	-44,216	76,793	91,796	34,651	157,393	198,652	65,963	-209,787	308,066
Extraordinary Expenses													
Interest	25,716	51,432	25,716	25,716	25,716	25,716	25,716	25,716	0	51,432	25,716	0	308,592
Facility Improvements	0	0	0	0	105,200	5,000	0	232,103	120	246,979	308,736	0	898,138
Total Extraordinary Expenses	25,716	51,432	25,716	25,716	130,916	30,716	25,716	257,819	120	298,411	334,451	0	1,206,729
Total Expenses	989,848	1,124,998	980,841	1,027,377	1,149,264	941,015	1,066,557	1,250,117	945,560	1,301,479	1,390,355	1,557,108	13,724,518
Net Income	-58,534	-20,427	-57,417	-55,381	-175,132	46,077	66,080	-223,168	157,273	-99,759	-268,488	-209,787	-898,663
Cash Flow Adjustments	-122,906	-35,946	87,024	50,987	152,123	378,415	48,184	-8,012	1,804	55,350	66,129	-74,920	598,232
Change in Cash	-181,440	-56,373	29,607	-4,395	-23,009	424,492	114,264	-231,180	159,077	-44,409	-202,360	-284,707	-300,432
Ending Cash	6,285,484	6,229,111	6,258,718	6,254,323	6,231,314	6,655,807	6,770,071	6,538,891	6,697,967	6,653,558	6,451,199	6,166,492	

	<i>Previous Year End</i>	<i>Current</i>	<i>Year End</i>
Assets			
Current Assets			
Cash	6,466,923	6,451,199	6,166,492
Accounts Receivable	836,483	9,492	60,503
Other Current Assets	41,565	6,450	25,716
Total Current Assets	7,344,972	6,467,141	6,252,710
Total Assets	7,344,972	6,467,141	6,252,710
Liabilities and Equity			
Liabilities			
Current Liabilities			
Other Current Liabilities	63,565	68,208	63,565
Accounts Payable	193,598	0	0
Total Current Liabilities	257,163	68,208	63,565
Total Long-Term Liabilities	0	0	
Total Liabilities	257,163	68,208	63,565
Equity			
Unrestricted Net Assets	7,087,809	7,087,809	7,087,809
Net Income	0	-688,876	-898,663
Total Equity	7,087,809	6,398,933	6,189,146
Total Liabilities and Equity	7,344,972	6,467,141	6,252,710

As noted, a portion of the school's cash reserves will be used for completion of the STEAM lab, resulting in a slightly lower balance at the end of FY24. However, this is a strategic investment which should pay back over time. Additionally, the amount spent represents less than 5% of the school's total cash reserves.



QUESTIONS?

Please contact your EdOps Finance Team:

Jamie Berry

jamie@ed-ops.com

816.444.1530

© EdOps 2017-2024

Check Register by Type

Payee Type: Vendor		Check Type: Automatic Payment					Checking Account ID: 6	
<u>Check Number</u>	<u>Check Date</u>	<u>Cleared</u>	<u>Void</u>	<u>Void Date</u>	<u>Entity ID</u>	<u>Entity Name</u>	<u>Check Amount</u>	
1361	05/28/2024	X			ATT1	AT&T	197.92	
1362	05/01/2024	X			BANKCARD	BANKCARD	10.00	
1363	05/28/2024	X			DEFFENBAUG	DEFFENBAUGH INDUSTRIES	1,062.13	
1364	05/29/2024	X			TOSHIBALEA	TOSHIBA FINANCIAL SERVICES	3,506.50	
1365	05/23/2024	X			KANSASCIT	KANSAS CITY POWER & LIGHT	7,935.14	
1366	05/28/2024	X			KCWATER	KC WATER SERVICES	1,898.80	
1367	05/25/2024	X			AFLAC	AFLAC	0.00	
1368	05/29/2024	X			C&CPRODUCE	C&C PRODUCE	2,142.50	
1369	05/02/2024	X			KLEINSOLO	Klein Solomon PLLC	2,000.00	
1370	05/08/2024	X			COUNTRYCBA	Country Club Bank	236.25	
1371	05/31/2024	X			SHELLGAS	CC - Shell Gas	4,374.79	
1372	05/29/2024	X			SPIRE	SPIRE FIRSTECH 240223	336.40	
1383	05/24/2024	X			COUNTRYCBA	Country Club Bank	14,245.00	
1396	05/07/2024	X			COUNTRYCCC	Country Club Bank Credit Card	19,980.74	
Checking Account ID: 6					Void Total:	0.00	Total without Voids:	57,926.17
Check Type Total:		Automatic Payment			Void Total:	0.00	Total without Voids:	57,926.17

Payee Type: Vendor		Check Type: Check					Checking Account ID: 6	
<u>Check Number</u>	<u>Check Date</u>	<u>Cleared</u>	<u>Void</u>	<u>Void Date</u>	<u>Entity ID</u>	<u>Entity Name</u>	<u>Check Amount</u>	
6543	05/02/2024	X			OUTFRONT	OUTFRONT	5,860.00	
6545	05/09/2024	X			NAZARENE	Nazarene Theological Seminary	12,000.00	
6546	05/09/2024	X			SUGARDAD	Frank CHERRITO	2,950.00	
6547	05/16/2024				SUNNYSIDE	SUNNYSIDE DAIRY, LLC	500.00	
6548	05/16/2024	X			TUCKVAL	VALERIE TUCKER	4,750.00	
6549	05/22/2024	X			BYERERI	Eric Byers	150.00	
6550	05/22/2024	X			CASTRAF	Rafael Castillo	225.00	
6551	05/22/2024	X			CUTTDAL	Dalton Cutting	150.00	
6552	05/22/2024	X			GRIMTER	Terry Grimmett	225.00	
6553	05/22/2024	X			MAJOGWE	Gwendolyn Major	150.00	
6554	05/22/2024	X			MAJOGWE	Gwendolyn Major	225.00	
6561	05/30/2024				HEMEJEN	Jennie Hemes	3,850.00	
83031134	05/07/2024	X			ESTREAM	ESTREAM Technology Solutions, LLC	1,875.00	
83031135	05/07/2024	X			MIDWAYFORD	CC - MIDWAY FORD TRUCK CENTER, INC.	78.31	
83031136	05/07/2024	X			BLUEMARK	BlueMark Energy, LLC	642.92	
83031137	05/07/2024	X			KVC	KVC Niles Home for Children, Inc.	2,444.00	
83031138	05/07/2024	X			BLUEMARK	BlueMark Energy, LLC	1,365.54	
83031139	05/07/2024	X			MIDWAYFORD	CC - MIDWAY FORD TRUCK CENTER, INC.	78.31	
83031140	05/07/2024	X			MIDWAYFORD	CC - MIDWAY FORD TRUCK CENTER, INC.	78.31	
83031467	05/07/2024	X			BSNSPORTS	BSN SPORTS LLC	7,338.35	
83031468	05/07/2024	X			SMITHEREEN	SMITHEREEN PEST MANAGEMENT SERVICES, INC	146.00	
83031568	05/07/2024	X			AMAZONCOM	SYNCB/AMAZON	789.75	
83031569	05/07/2024	X			HOMEDEPOT	HOME DEPOT CARD SERVICES	30.47	
83031570	05/07/2024	X			JADE	JADE ALARM CO., INC.	417.65	
83031571	05/07/2024	X			PROJECTLEA	Project Lead the Way, Inc	800.25	
83031573	05/07/2024	X			SUNNYSIDE	SUNNYSIDE DAIRY, LLC	1,396.95	
83031574	05/07/2024	X			K12ITC	k12 ITC, Inc	15,467.47	
83031575	05/07/2024	X			REINHARTFO	REINHART FOOD SERVICES, LLC	3,546.58	
83032159	05/07/2024	X			PAYPOOL2	Paypool LLC	314.74	
83032160	05/07/2024	X			EDOPS	EDOPS	14,078.75	
83032161	05/07/2024	X			ASSIST	Assist Services, LLC	26,287.24	
83032162	05/07/2024	X			TURNERC	TURNER CONSTRUCTION COMPANY	308,315.50	
83168879	05/21/2024	X			TOSHIBASUP	TOSHIBA BUSINESS SOLUTIONS	137.94	
83168880	05/21/2024	X			PROFESSION	PROFESSIONAL SPORTS PUBLICATION/ KANSAS CITY ROYALS YEARBOOK	7,000.00	
83168881	05/21/2024	X			DESIGN	DESIGN MECHANICAL, INC.	642.00	
83168882	05/21/2024	X			WALDO	PHILWORLD, INC	300.00	
83168883	05/21/2024	X			WALDO	PHILWORLD, INC	300.00	
83168884	05/21/2024	X			WALDO	PHILWORLD, INC	650.00	

Check Register by Type

Payee Type: Vendor		Check Type: Check			Checking Account ID: 6		
<u>Check Number</u>	<u>Check Date</u>	<u>Cleared</u>	<u>Void</u>	<u>Void Date</u>	<u>Entity ID</u>	<u>Entity Name</u>	<u>Check Amount</u>
83168886	05/21/2024	X			TOSHIBASUP	TOSHIBA BUSINESS SOLUTIONS	2,060.00
83169170	05/21/2024	X			THEWRITING	The Writing Revolution	840.00
83169283	05/21/2024	X			KAWVALLEY	Kaw Valley Engineering, Inc.	420.00
83169284	05/21/2024	X			CARTERB	CARTER BROADCAST GROUP, INC	1,000.00
83169285	05/21/2024	X			HILLYARDKA	HILLYARD/ KANSAS CITY	432.06
83169286	05/21/2024	X			SUNNYSIDE	SUNNYSIDE DAIRY, LLC	1,742.68
83169287	05/21/2024	X			K12ITC	k12 ITC, Inc	24,944.71
83169288	05/21/2024	X			REINHARTFO	REINHART FOOD SERVICES, LLC	7,614.52
83169289	05/21/2024	X			AMAZONCOM	SYNCB/AMAZON	1,807.79
83169492	05/21/2024	X			BLOSMIC	MICAH BLOSSER	500.00
83169493	05/21/2024	X			STEAMRENAI	STEAM Renaissance	2,400.00
83169494	05/21/2024	X			LEESSUMMIT	Lees Summit Counseling Services	5,688.96
Checking Account ID: 6					Void Total:	0.00	Total without Voids: 475,007.75
Check Type Total: Check					Void Total:	0.00	Total without Voids: 475,007.75
Payee Type Total: Vendor					Void Total:	0.00	Total without Voids: 532,933.92
Grand Total:					Void Total:	0.00	Total without Voids: 532,933.92

Reporting, v1.0

Brookside Charter School

		SY23-24	SY24-25
Revenue			
	Local Revenue	1,320,451	1,386,483
	State Revenue	9,264,668	12,158,745
	Federal Revenue	1,613,367	1,242,087
	Private Grants and Donations	300,000	350,000
	Earned Fees	124,523	315,000
	Revenue Total	12,623,009	15,452,314
Expenses			
	Salaries	7,546,991	8,641,126
	Benefits and Taxes	2,101,331	2,402,450
	Staff-Related Costs	151,075	139,132
	Rent	88,000	178,000
	Occupancy Service	1,218,459	655,950
	Student Expense, Direct	587,215	854,066
	Student Expense, Indirect	262,000	287,000
	Office & Business Expense	1,082,560	1,448,490
	Transportation	134,965	272,250
	Interest	308,592	308,592
	Expenses Total	13,481,188	15,187,056
NET ORDINARY INCOME		(858,179)	265,259
TOTAL EXPENSES		13,481,188	15,187,056
NET INCOME		(858,179)	265,259
Cash Flow Adjustments			
	Other Operating Activities	598,232	-
	Cash Flow Adjustments Total	598,232	-
CHANGE IN CASH		(259,948)	265,259
Starting Cash Balance		6,466,923	6,206,975
Change In Cash		(259,948)	265,259
ENDING CASH BALANCE		6,206,975	6,472,233

Reporting, v1.0

Brookside Charter School

Account		SY23-24	SY24-25	Comment
Revenue				
Local Revenue				
	5113 - Proposition C (Sales Tax)	1,243,535	1,261,483	
	5141 - Interest	76,915	125,000	
	Local Revenue Total	1,320,451	1,386,483	
State Revenue				
	5311 - Basic Formula	8,710,223	11,621,289	
	5312 - Transportation	109,375	143,348	
	5319 - Classroom Trust Fund	323,399	394,109	
	5338 - Missouri Quality Pre-K (MOQPK) -LEA Grant	58,139	-	
	5342 - Evidence-based Reading-state	7,500	-	
	5397 - Other State Revenue	56,032	-	
	State Revenue Total	9,264,668	12,158,745	
Federal Revenue				
	5412 - Medicaid	136,833	100,000	
	5422 - ESSER III - ARP Elementary and Secondary Schools Emergency Relief Fund	381,000	-	
	5441 - IDEA	239,884	232,398	
	5442 - ECSE	3,475	3,951	
	5445 - Food Service-Lunch	210,000	265,000	
	5446 - Food Service-Breakfast	100,000	132,960	
	5449 - Food Service-FF&V	12,000	14,210	
	5451 - Title I	418,644	418,644	
	5461 - Title IVa	26,986	26,986	
	5465 - Title II	47,937	47,937	
	5497 - Charter School Start-Up Revenue	607	-	
	5841 - Transportation Rcvd Non-disabled	36,000	-	
	Federal Revenue Total	1,613,367	1,242,087	
Private Grants and Donations				
	5192 - Donations	300,000	350,000	
	Private Grants and Donations Total	300,000	350,000	
Earned Fees				
	5171 - Student Activity Fees	4,411	-	
	5173 - Student Mbrship Dues/participation	1,801	-	
	5174 - Vending/concessions/petty Cash	4,023	-	
	5179 - Other Pupil Income - Fundraising	859	-	
	5181 - BAC	87,484	100,000	
	5195 - Prior Period Adjustment	7,158	-	
	5198 - Miscellaneous Revenue	18,787	215,000	
	Earned Fees Total	124,523	315,000	
Revenue Total		12,623,009	15,452,314	

Reporting, v1.0

Brookside Charter School

Account		SY23-24	SY24-25	Comment
Expenses				
	Salaries			
	1111-6111 - ES Instruction Cert FT	1,970,814	2,513,078	
	1111-6131 - ES Instruction Supp Pay	20,726	-	
	1111-6151 - ES Instruction NC FT	230,804	438,766	
	1111-6153 - ES Instruction Subs	69,220	48,000	
	1131-6111 - MS Instruction Cert FT	915,998	873,882	
	1131-6131 - MS Instruction Supp Pay	7,330	-	
	1131-6151 - MS Instruction NC FT	224,833	223,355	
	1131-6153 - MS Instruction Subs	41,500	92,576	
	1131-6161 - MS Instruction NC PT	8,909	-	
	1191-6131 - Summer Instr Supp Pay	175,000	130,000	
	1221-6111 - SPED Cert FT	653,143	719,124	
	1221-6112 - Special Cert Ft Admin	66,950	-	
	1221-6131 - SPED Supp Pay	4,001	-	
	1271-6111 - Bilingual Instruction Cert FT	-	49,000	
	1411-6131 - Stud Act Supp Pay	22,200	-	
	1421-6111 - Stud Ath Cert FT	74,454	76,688	
	1421-6131 - Stud Ath Supp Pay	46,100	-	
	2122-6131 - Counseling Supp Pay	2,740	-	
	2122-6151 - Counseling NC FT	182,124	194,636	
	2134-6151 - Nursing NC FT	101,473	107,436	
	2152-6151 - Speech Path NC FT	62,830	66,775	
	2222-6111 - Library Cert FT	55,356	57,017	
	2321-6131 - Exec Admin Supp Pay	25,750	25,750	
	2321-6151 - Exec Admin NC FT	189,500	205,000	
	2322-6131 - Community Serv Supp Pay	1,000	-	
	2322-6151 - Community Serv NC FT	83,226	97,500	
	2329-6112 - Other Exec Admin Cert FT Admin	82,389	-	
	2329-6131 - Other Exec Admin Supp Pay	645	-	
	2329-6151 - Other Exec Admin NC FT	256,088	268,889	
	2331-6131 - IT Admin Supp Pay	4,000	-	
	2331-6151 - IT Admin NC FT	143,712	151,230	
	2411-6112 - Building Admin Cert FT Admin	599,191	715,630	
	2411-6131 - Building Admin Supp Pay	2,000	-	
	2511-6131 - Bness Off Supp Pay	1,000	-	
	2511-6151 - Bness Off NC FT	98,796	105,711	
	2542-6131 - Facilities Supp Pay	2,950	-	
	2542-6151 - Facilities NC FT	240,802	427,618	
	2542-6161 - Facilities NC PT	160,107	70,000	
	2552-6131 - Transportation - District-Operated, Non-Disabled Students Supp Pay	9,797	-	
	2552-6151 - Transportation - District-Operated, Non-Disabled Students NC FT	88,800	125,454	
	2552-6161 - Transportation - District-Operated, Non-Disabled Students NC PT	143,144	371,000	
	2562-6151 - Food Preparation NC FT	186,773	198,572	
	3812-6131 - Afterschool Supp Pay	44,904	47,000	
	3812-6151 - Afterschool NC FT	129,523	121,003	
	3812-6161 - Afterschool NC PT	41,209	43,000	
	3912-6151 - Par Involve NC FT	75,181	77,436	
	Salaries Total	7,546,991	8,641,126	

Reporting, v1.0

Brookside Charter School

Account	SY23-24	SY24-25	Comment
Benefits and Taxes			
1111-6211 - ES Instruction Cert PRS	229,754	308,953	
1111-6221 - ES Instruction NC PRS	39,946	51,028	
1111-6231 - ES Instruction Soc Sec	135,083	185,990	
1111-6232 - ES Instruction Medicare	31,902	43,498	
1111-6241 - ES Instruction Emp Ins	184,416	242,250	
1111-6291 - ES Instruction Oth emp provided	6,154	-	
1131-6211 - MS Instruction Cert PRS	109,920	111,826	
1131-6221 - MS Instruction NC PRS	32,963	30,952	
1131-6231 - MS Instruction Soc Sec	71,813	73,768	
1131-6232 - MS Instruction Medicare	16,680	17,252	
1131-6241 - MS Instruction Emp Ins	87,023	93,500	
1131-6291 - MS Instruction Oth emp provided	4,701	-	
1191-6231 - Summer Instr Soc Sec	10,850	8,060	
1191-6232 - Summer Instr Medicare	2,538	1,885	
1221-6211 - SPED Cert PRS	86,405	86,295	
1221-6231 - SPED Soc Sec	42,618	44,586	
1221-6232 - SPED Medicare	9,967	10,427	
1221-6241 - SPED Emp Ins	72,326	51,000	
1221-6291 - Other Employer Provided	1,800	-	
1271-6211 - Bilingual Instruction Cert PRS	-	5,880	
1271-6231 - Bilingual Instruction Soc Sec	-	3,038	
1271-6232 - Bilingual Instruction Medicare	-	711	
1271-6241 - Bilingual Instruction Emp Ins	-	4,250	
1411-6231 - Stud Act Soc Sec	1,376	-	
1411-6232 - Stud Act Medicare	322	-	
1421-6211 - Stud Ath Cert PRS	8,934	9,203	
1421-6231 - Stud Ath Soc Sec	7,930	4,755	
1421-6232 - Stud Ath Medicare	1,855	1,112	
1421-6241 - Stud Ath Emp Ins	53	4,250	
2122-6211 - Counseling Cert PRS	15,341	-	
2122-6221 - Counseling NC PRS	6,480	23,356	
2122-6231 - Counseling Soc Sec	11,291	12,067	
2122-6232 - Counseling Medicare	2,641	2,822	
2122-6241 - Counseling Emp Ins	5,555	12,750	
2134-6221 - Nursing NC PRS	12,177	12,892	
2134-6231 - Nursing Soc Sec	6,261	6,661	
2134-6232 - Nursing Medicare	1,464	1,558	
2134-6241 - Nursing Emp Ins	1,840	8,500	
2152-6221 - Speech Path NC PRS	7,540	8,013	
2152-6231 - Speech Path Soc Sec	3,776	4,140	
2152-6232 - Speech Path Medicare	883	968	
2152-6241 - Speech Path Emp Ins	5,624	4,250	
2152-6291 - Other Employer Provided Serv	700	853	
2222-6211 - Library Cert PRS	6,643	6,842	
2222-6231 - Library Soc Sec	3,300	3,535	
2222-6232 - Library Medicare	772	827	
2222-6241 - Library Emp Ins	6,342	4,250	
2321-6211 - Exec Admin Cert PRS	22,740	-	

Reporting, v1.0

Brookside Charter School

Account	SY23-24	SY24-25	Comment
2321-6221 - Exec Admin NC PRS	-	24,600	
2321-6231 - Exec Admin Soc Sec	9,282	14,307	
2321-6232 - Exec Admin Medicare	2,724	3,346	
2321-6241 - Exec Admin Emp Ins	7,920	4,250	
2321-6261 - Exec Admin WC	25,500	26,093	
2321-6271 - Exec Admin Unemp	20,000	20,000	
2321-6291 - Other Employer Provided	43,500	43,500	
2322-6221 - Community Servn NC PRS	9,987	11,700	
2322-6231 - Community Serv Soc Sec	5,150	6,045	
2322-6232 - Community Serv Medicare	1,204	1,414	
2322-6241 - Community Serv Emp Ins	20,173	4,250	
2322-6291 - Other Employer Provided	700	-	
2329-6211 - Other Exec Admin Cert PRS	9,887	-	
2329-6221 - Other Exec Admin NC PRS	30,731	32,267	
2329-6231 - Other Exec Admin Soc Sec	19,877	16,671	
2329-6232 - Other Exec Admin Medicare	4,649	3,899	
2329-6241 - Other Exec Admin Emp Ins	23,737	21,250	
2329-6291 - Other Employer Provided	800	-	
2331-6221 - IT Admin NC PRS	17,245	18,148	
2331-6231 - IT Admin Soc Sec	9,092	9,376	
2331-6232 - ITAdmin Medicare	2,126	2,193	
2331-6241 - ITAdmin Emp Ins	15,547	8,500	
2411-6211 - Building Admin Cert PRS	71,903	85,876	
2411-6231 - Building Admin Soc Sec	35,976	44,369	
2411-6232 - Building Admin Medicare	8,414	10,377	
2411-6241 - Building Admin Emp Ins	80,423	34,000	
2411-6291 - Other Employer Provided	700	-	
2511-6221 - Bness Off NC PRS	11,856	12,685	
2511-6231 - Bness Off Soc Sec	6,108	6,554	
2511-6232 - Bness Off Medicare	1,429	1,533	
2511-6241 - Bness Off Emp Ins	8,082	4,250	
2511-6291 - Other Employer Provided	700	-	
2542-6221 - Facilities NC PRS	44,714	59,714	
2542-6231 - Facilities Soc Sec	25,821	30,852	
2542-6232 - Facilities Medicare	6,039	7,215	
2542-6241 - Facilities Emp Ins	29,146	51,000	
2542-6291 - Other Employer Provided	1,400	-	
2552-6211 - Transportation - District-Operated, Non-Disabled Students Cert PRS	1,236	-	
2552-6221 - Transportation - District-Operated, Non-Disabled Students NC PRS	27,848	59,574	
2552-6231 - Transportation - District-Operated, Non-Disabled Students Soc Sec	16,283	30,780	
2552-6232 - Transportation - District-Operated, Non-Disabled Students Medicare	3,662	7,199	
2552-6241 - Transportation - District-Operated, Non-Disabled Students Emp Ins	12,377	46,750	
2552-6291 - Other Employer Provided Servic	700	853	
2562-6221 - Food Preparation NC PRS	22,413	23,829	
2562-6231 - Food Preparation Soc Sec	11,270	12,311	
2562-6232 - Food Preparation Medicare	2,648	2,879	
2562-6241 - Food Preparation Emp Ins	10,164	17,000	
3812-6211 - Afterschool Cert PRS	1,378	-	
3812-6221 - Afterschool NC PRS	15,068	19,680	
3812-6231 - Afterschool Soc Sec	13,424	13,082	
3812-6232 - Afterschool Medicare	3,140	3,060	
3812-6241 - Afterschool Emp Ins	6,395	17,000	
3912-6211 - Par Involve Cert PRS	-	9,292	
3912-6221 - Par Involve NC PRS	9,022	-	
3912-6231 - Par Involve Soc Sec	4,154	4,801	
3912-6232 - Par Involve Medicare	972	1,123	
3912-6241 - Par Involve Emp Ins	7,940	4,250	
Benefits and Taxes Total	2,101,331	2,402,450	

Reporting, v1.0

Brookside Charter School

	Account	SY23-24	SY24-25	Comment
Staff-Related Costs				
	2213-6319 - PD Prof Serv	77,500	105,750	
	2213-6343 - PD Travel	1,500	5,000	
	2213-6371 - PD Dues and Memberships	15,148	10,000	
	2213-6411 - PD Supplies	2,500	2,500	
	2642-6319 - Recruitment Prof Serv	700	853	
	2642-6412 - Recruitment Tech Supplies	14,300	2,500	
	2643-6412 - Technology Supplies	8,639	10,528	
	2644-6319 - Professional Development NonInstructional Prof Serv	13,391	2,000	
	2644-6343 - Travel	8,964	-	
	2644-6371 - Non-instructional Staff Dues And Memberships	1,048	-	
	2644-6411 - Professional Development NonInstructional Supplies	7,385	-	
	Staff-Related Costs Total	151,075	139,132	
Rent				
	2542-6333 - Facilities Rent	88,000	178,000	
	Rent Total	88,000	178,000	
Occupancy Service				
	2542-6319 - Facilities Prof Serv	5,000	7,500	
	2542-6331 - Facilities Janitorial	54,362	-	
	2542-6332 - Facilities Rep & Mait	76,350	107,500	
	2542-6335 - Maint of Plant Water/sewer	23,000	23,000	
	2542-6336 - Facilities Trash Remov	14,000	15,000	
	2542-6338 - Rentals Of Computers And Related	51,000	58,000	
	2542-6339 - Facilities Oth Prop Serv	10,200	11,000	
	2542-6351 - Facilities Prop Insur	29,298	62,500	
	2542-6361 - Facilities Phone/Internet	96,016	108,000	
	2542-6411 - Facilities Supplies	68,250	53,500	
	2542-6412 - Technology Supplies	2,300	3,000	
	2542-6481 - Facilities Electricity	110,000	110,000	
	2542-6482 - Facilities Gas	15,000	15,000	
	2542-6541 - Facilities Equipment	1,571	-	
	2543-6319 - Care and Upkeep of Grounds Services Prof Serv	18,000	20,000	
	2543-6411 - Care and Upkeep of Grounds Services Supplies	138	145	
	2545-6319 - Vehicle Services and Maintenance Services Prof Serv	40	-	
	2545-6339 - Other Property Services	3,573	-	
	2545-6411 - Vehicle Services and Maintenance Services Supplies	98	120	
	2546-6319 - Security Svcs Prof Serv	6,000	6,000	
	2546-6411 - Security Svcs Supplies	45,695	55,686	
	4051-6521 - Building Improvements	582,917	-	
	4051-6541 - Regular Equipment	4,550	-	
	4091-6531 - Improvements Other Than Build	1,100	-	
	Occupancy Service Total	1,218,459	655,950	

Reporting, v1.0

Brookside Charter School

	Account	SY23-24	SY24-25	Comment
Student Expense, Direct				
	1111-6319 - ES Instruction Prof Serv	59,450	94,400	
	1111-6371 - Dues And Memberships	7,000	7,000	
	1111-6411 - ES Instruction Supplies	98,055	243,975	
	1111-6412 - ES Instruction Tech Supplies	19,344	11,925	
	1111-6431 - Textbooks	23,500	23,500	
	1131-6319 - MS Instruction Prof Serv	44,683	36,550	
	1131-6411 - MS Instruction Supplies	31,950	36,689	
	1131-6412 - MS Instruction Tech Supplies	12,558	20,925	
	1191-6319 - Summer Instr Prof Serv	1,309	1,595	
	1191-6411 - Summer Instr Supplies	-	55,000	
	1221-6319 - SPED Prof Serv	22,500	-	
	1221-6343 - Special Travel	30	-	
	1221-6371 - Dues And Memberships	5,000	2,500	
	1221-6411 - SPED Supplies	15,500	28,500	
	1411-6319 - Stud Act Prof Serv	38,500	36,200	
	1411-6371 - Dues And Memberships	500	609	
	1411-6411 - Stud Act Supplies	15,783	10,250	
	1411-6412 - Stu Act Tech Supplies	5,000	6,093	
	1421-6319 - Stud Ath Prof Serv	19,800	13,100	
	1421-6371 - Stu Ath Dues And Memberships	960	-	
	1421-6411 - Stud Ath Supplies	1,040	-	
	1931-6311 - Instructional Services	-	75,000	
	1933-6311 - Instructional Services	27,292	33,259	
	2122-6319 - Counseling Prof Serv	8,980	-	
	2134-6411 - Nursing Supplies	1,616	-	
	2152-6319 - Speech Path Prof Serv	1,000	1,500	
	2162-6319 - OT Services Prof Serv	30,000	33,000	
	2172-6319 - PT Services Prof Serv	5,000	5,500	
	2222-6319 - Library Prof Serv	1,105	-	
	2222-6411 - Library Supplies	3,800	9,000	
	2222-6441 - Library Books	200	-	
	2225-6319 - Instruct Tech Prof Serv	1,553	1,893	
	2225-6412 - Technology Supplies	7,171	-	
	3611-6319 - Welfare Activities Services Prof Serv	9,849	12,003	
	3611-6411 - Welfare Activities Services Supplies	2,666	3,249	
	3812-6319 - Afterschool Prof Serv	550	1,150	
	3812-6411 - Afterschool Supplies	3,100	4,350	
	3912-6319 - Par Involve Prof Serv	33,520	26,750	
	3912-6411 - Par Involve Supplies	27,350	18,600	
	Student Expense, Direct Total	587,215	854,066	
Student Expense, Indirect				
	2562-6411 - Food Preparation Supplies	12,000	10,000	
	2562-6471 - Food Supplies	250,000	277,000	
	Student Expense, Indirect Total	262,000	287,000	

Reporting, v1.0

Brookside Charter School

Account	SY23-24	SY24-25	Comment
Office & Business Expense			
2114-6319 - Stu Sup Prof Serv	1,605	1,956	
2114-6412 - Technology Supplies	50,000	100,000	
2311-6315 - Board Audit	27,412	18,000	
2311-6317 - Board Legal	60,500	61,500	
2311-6352 - Board Liab Insur	95,112	-	
2311-6411 - Board Supplies	211	-	
2321-6319 - Exec Admin Prof Serv	159,750	285,600	
2321-6343 - Travel	1,001	-	
2321-6352 - Exec Admin Liab Insur	607	62,500	
2321-6361 - Exec Admin Phone/Internet	1,500	-	
2321-6362 - Advertising	76,500	75,000	
2321-6371 - Executive Admin-Dues and Memberships	16,000	16,000	
2321-6398 - Summer School Incentives	2,300	3,000	
2321-6411 - Exec Admin Supplies	33,989	37,500	
2321-6412 - Exec Admin Tech Supplies	390	45	
2322-6319 - Community Serv Prof Serv	100,000	66,600	
2322-6362 - Advertising	674	-	
2322-6411 - Community Serv Supplies	15,439	3,500	
2322-6412 - Com Serv Tech Supplies	45	-	
2329-6411 - Other Exec Admin Supplies	5	6	
2331-6316 - Data Processing Services	165,000	205,500	
2331-6319 - IT Admin Prof Serv	4,733	-	
2331-6361 - It Admin Phone/internet	1,053	1,283	
2331-6411 - IT Admin Supplies	1,000	15,000	
2331-6412 - IT Admin Tech Supplies	82,500	346,000	
2331-6543 - IT Admin Tech Equipment	14,918	-	
2511-6319 - Bness Off Prof Serv	16	-	
2511-6411 - Bness Off Supplies	8,000	11,000	
2525-6319 - Financial Accounting Services Prof Serv	155,000	131,200	
2525-6412 - Technology Supplies	7,300	7,300	
Office & Business Expense Total	1,082,560	1,448,490	

Reporting, v1.0

Brookside Charter School

Account		SY23-24	SY24-25	Comment
Transportation				
	2551-6341 - Transportation - Contracted, Non-Disabled Students Home to School	34,276	-	
	2551-6342 - Transportation - Contracted, Non-Disabled Students Non-Route	5,000	-	
	2552-6319 - Transportation - District-Operated, Non-Disabled Students Prof Serv	73,051	208,500	
	2552-6332 - Repairs And Maintenance	4,660	-	
	2552-6352 - Liability Insurance	1,511	-	
	2552-6411 - Transportation - District-Operated, Non-Disabled Students Supplies	2,968	63,750	
	2552-6486 - Gasoline/diesel	11,635	-	
	2552-6541 - Regular Equipment	1,863	-	
	Transportation Total	134,965	272,250	
Interest				
	5122-6614 - Principal - Long Term Loans	118,511	122,849	
	5222-6624 - Interest - Long Term Loans	190,080	185,743	
	Interest Total	308,592	308,592	
Expenses Total		13,481,188	15,187,056	
NET ORDINARY INCOME		(858,179)	265,259	
TOTAL EXPENSES		13,481,188	15,187,056	
NET INCOME		(858,179)	265,259	
Cash Flow Adjustments				
Other Operating Activities				
	1219 - Federal Receivable	765,075	-	
	1220 - Other Accounts Receivable	10,906	-	
	1412 - Prepaid Expense	15,849	-	
	2117 - Accounts Payable	(193,598)	-	
	Other Operating Activities Total	598,232	-	
Cash Flow Adjustments Total		598,232	-	
CHANGE IN CASH		(259,948)	265,259	
Starting Cash Balance		6,466,923	6,206,975	
Change In Cash		(259,948)	265,259	
ENDING CASH BALANCE		6,206,975	6,472,233	

Brookside Charter School

	SY24-25	K-8	Pre-K	Virtual Academy	Summer School	Ext Care	Transportation
Revenue							
Local Revenue	1,386,483	\$ 1,386,483					
State Revenue	12,158,745	10,010,249	214,980	1,434,423	355,745		143,348
Federal Revenue	1,242,087	\$ 1,242,087					
Private Grants and Donations	350,000	\$ 350,000					
Earned Fees	315,000					100,000	215,000
Revenue Total	15,452,314	12,988,818	214,980	1,434,423	355,745	100,000	358,348
Expenses							
Salaries	8,641,126	7,073,032	222,741	507,896	130,000	211,003	496,454
Benefits and Taxes	2,402,450	1,966,527	61,921	141,193	36,139	58,658	138,012
Staff-Related Costs	139,132	137,632				1,500	
Rent	178,000	\$ 178,000					
Occupancy Service	655,950	\$ 655,950					
Student Expense, Direct	854,066	663,266	5,300	125,000	55,000	5500	
Student Expense, Indirect	287,000	\$ 287,000					
Office & Business Expense	1,448,490	\$ 1,448,490					
Transportation	272,250						272,250
Interest	308,592	\$ 308,592					
Expenses Total	15,187,056	\$ 12,718,488	\$ 289,962	\$ 774,089	\$ 221,139	\$ 276,661	\$ 906,716
NET ORDINARY INCOME	265,259	\$ 270,330	\$ (74,982)	\$ 660,334	\$ 134,606	\$ (176,661)	\$ (548,368)
TOTAL EXPENSES	15,187,056						
NET INCOME	265,259						
Cash Flow Adjustments							
Other Operating Activities	-						
Cash Flow Adjustments Total	-						
CHANGE IN CASH	265,259						
Starting Cash Balance	6,206,975						
Change In Cash	265,259						
ENDING CASH BALANCE	6,472,233						

Benefits calculated based on percentage of Salaries

MOQPK Calcs

35 slots x \$6375 x 94% ADA = \$209,738; \$209,738 x 1.025 = \$214,980

Description	SY20-21	SY21-22	SY22-23	SY23-24	SY24-25	Calc
Event	-	-	-	-	-	

Students

Target Students - By Grade

PS	-	-	-	-	-	
PK	30	30	30	30	30	
K	84	84	84	74	90	
1st	84	84	84	87	90	
2nd	84	84	84	79	90	
3rd	84	84	90	72	90	
4th	84	84	90	88	90	
5th	84	84	75	67	75	
6th	74	74	64	63	65	
7th	74	74	64	65	65	
8th	74	74	60	67	65	
Virtual		-	-	8	103	Adding 103 VA students per RO
Other		-	-	1	-	
11th		-	-	-	-	
12th		-	-	-	-	

Students - Totals and Growth

Target Students	756	756	725	701	853	- Using RO targ
Underenrollment % (Spring to Fall)	2.2%	2.2%	-2.0%	-5.3%	0.0%	
Start of Year Students	740	740	740	740	853	
Attrition	3%	3%	3%	3%	2.5%	
End of Year Students	716	716	716	716	831	Per RO, YE enrollment target of 731
Student Incr		-	(31.0)	(24.0)	152.0	
Student Growth			1.00	1.00	1.16	
Student Growth & Inflation			1.02	1.02	1.22	
Attendance						
Attendance Percent	93%	93%	93%	93.2%	91.0%	Per RO, use 91% attendance
ADA						
ADA - Calculated	679	679	679	679	767	
ADA - Actual	670	670	666	666		
ADA - Calculated Accuracy	101%	101%	102%	102%		
Deseg Percent	0%	0%	0%	0%	0%	
ADA - Deseg	-	-	-	-	-	
ADA - Resident	679	679	679	679	767	

Additional

Summer School						
Summer Expected Percent	39%	39%	39%	39%	39%	Using prior year SS attendance percent
Hours of summer program	140	140	140	140	140	
	3.8014	(5.1142)	(3.5346)	0.0831	2.8217	Does this need to be calculating for 25-29?
Remedial						
Remedial Percent					0%	
Hours of remedial program					-	
FRL/LEP/IEP						
FRL Expected Percent (Deseg FRL Kids/Students)	99.97%	99.97%	99.97%	99.97%	99.97%	Per Chris, BCS is 100% FRL
FRL Threshold Percent	29.45%	29.45%	30.95%	30.95%	16.73%	DESE 24-25 Threshold per 02.24 Finance Mer
LEP Expected Percent (Deseg LEP Kids/Students)	3.54%	3.54%	4.49%	4.49%	4.00%	Using FY24 IEP experience per Chris 02.24
LEP Threshold Percent	2.07%	2.07%	2.39%	2.39%	2.09%	DESE 24-25 Threshold per 02.24 Finance Mer
IEP Expected Percent	13.56%	13.56%	21.05%	21.05%	18.00%	Using FY24 IEP experience per Chris 02.24
IEP Threshold Percent	12.83%	12.83%	13.11%	13.11%	13.30%	DESE 24-25 Threshold per 02.24 Finance Mer
Other						
Sponsor Percent	1.5%	1.5%	1.5%	1.5%	1.5%	

Inputs, v1.0

Brookside Charter School

Account	Dept	Prog	Loc	Cal1	Cal2	SY20-21	SY21-22	SY22-23	SY23-24	SY24-25	Calc	Comment
Event						-	-	-	-	-		

Per WADA Payment

Resident												
Annual Increase										1.00		
Foundation resident						8,615	8,601	7,920	8,300	12,443		
Prop C						1,007	1,006	1,046	1,046	1,513		
Classroom Trust Fund						395	395	405	405	525		times PY ADA (regular term res, regular term deseg, summer)
Deseg												
Annual Increase										1.00		
Foundation deseg						-	-	-	-	-		

WADA Resident

Summer						38.5227	29.6071	31.1867	31.4922	31.4091		
Expected %						39%	39%	39%	39%	39%		
Summer Expected Enrollment (not ADA)						277.81	277.81	277.81	278	279.24		Looks at prior year's ending students for summer school enrollment.
Attendance %						93%	93%	93%	93%	93%		
ADA multiplier # 1						259	259	259	259	260		
Hours of summer program						140	140	140	140	140		
DESE maximum hours						1,044	1,044	1,044	1,044	1,044		
Summer hours/possible hours						0.13	0.13	0.13	0.13	0.13		
Summer WADA Total						34.72	34.72	34.72	31.4091	28.59		
Remedial												
Expected %						0%	0%	0%	0%	0%		
Remedial Expected Enrollment (not ADA)						-	-	-	-	-		
Attendance %						93%	93%	93%	93%	91%		
ADA multiplier # 1						-	-	-	-	-		
Hours of remedial program						-	-	-	-	-		
DESE maximum hours						1,044	1,044	1,044	1,044	1,044		
Remedial hours/possible hours						-	-	-	-	-		
Remedial WADA Total						-	-	-	-	-		
Free and Reduced Lunch (FRL)												
Expected %						99.97%	99.97%	99.97%	99.97%	100%		
FRL ADA Total						669.80	653.35	645.85	644.81	743.98		
Threshold %						29.45%	29.45%	30.95%	30.95%	16.73%		
Threshold Count						207.54	202.70	210.70	209.35	129.29		
For weighting						462.26	450.66	435.15	435.46	614.70		
Weight						0.25	0.25	0.25	0.25	0.25		
FRL WADA Resident						115.56	112.66	108.79	108.86	153.67		

Limited English Proficiency (LEP)					
Expected %	4%	4%	4%	4%	4.00%
LEP ADA Total	5.00	17.00	23.00	28.96	29.77
Threshold %	2.1%	2.1%	2.4%	2.4%	2.09%
Threshold Count	14.76	14.42	16.57	16.47	16.15
For weighting	(9.76)	2.58	6.43	12.49	13.62
Weight	0.60	0.60	0.60	0.60	0.60
LEP WADA Resident	-	1.55	3.86	7.49	8.17
Individualized Education Program (IEP)					
Expected %	14%	14%	21%	21%	18.00%
IEP ADA Total	90.85	88.62	88.00	135.79	133.96
Threshold %	12.83%	12.83%	13.11%	13.11%	13.30%
Threshold Count	91.51	89.40	90.89	90.32	102.78
For weighting	(0.66)	(0.78)	(2.89)	45.47	31.18
Weight	0.75	0.75	0.75	0.75	0.75
IEP WADA Resident	-	-	-	34.10	23.38
WADA Resident					
WADA Resident	820.29	818.93	813.37	833.76	980.34
	SY16-17	SY17-18	SY22-23	SY23-24	
Calculated ADA from Pop	679.00	679.00	679.00	766.53	
DESE Final ADA - Regular Term: PK - 8	497.26	577.21	671.53		
DESE Final ADA - Regular Term: PK	-	16.45	19.11	21.00	22.32
DESE Final ADA - Summer	38.52	29.61	31.49		
DESE Final ADA - ESY Term	-	-	0.85		
District Total ADA - Total (Attendance Hours Summary)	535.7796	606.8147	659.9973		
District Total ADA - Budget file Actuals	708.5227	699.6071	697.1867		
Difference	(172.7431)	(92.7924)	(37.1894)		
WADA (from Prop C of next year)	611.67	696.98	819.86	817.28	
Difference	208.62	121.96	(6.49)	16.48	

Vendor Roster, v1.0

Brookside Charter School

Account	Vendor	SY23-24	SY24-25	Notes
1111-6319 · ES Instruction Prof Serv	KCTR	-	\$ 31,250.00	FY25 TLT District
1111-6319 · ES Instruction Prof Serv	ELA literacy	37,500.00	\$ 29,000.00	FY25 TLT ES
1111-6319 · ES Instruction Prof Serv	Bullseye	7,000.00	\$ 7,000.00	FY25 TLT ES
1111-6319 · ES Instruction Prof Serv	Lexia	14,450.00	\$ 14,450.00	FY25 TLT ES
1111-6319 · ES Instruction Prof Serv	iReady (new reading assessment software)	-	\$ 9,700.00	FY25 TLT District (\$14.5K split 2/3 to ES and 1/3 to MS)
1111-6319 · ES Instruction Prof Serv	Miscellaneous	3,000.00	\$ 3,000.00	FY25 TLT ES
1111-6371 · Dues And Memberships	PLTW Membership	6,000.00	\$ 6,000.00	FY25 TLT ES
1111-6371 · Dues And Memberships	NAEYC	1,000.00	\$ 1,000.00	FY25 TLT ES
1111-6411 · ES Instruction Supplies	BVA Curriculum + Supplies		\$ 125,000.00	FY25 TLT District (placeholder for BVA buildout)
1111-6411 · ES Instruction Supplies	Assessments	1,000.00	\$ 500.00	FY25 TLT District
1111-6411 · ES Instruction Supplies	PLTW/Science	26,000.00	\$ 26,000.00	FY25 TLT ES
1111-6411 · ES Instruction Supplies	Teacher Consumables	7,200.00	\$ 12,000.00	FY25 TLT ES
1111-6411 · ES Instruction Supplies	Student Consumables	17,500.00	\$ 24,000.00	FY25 TLT ES
1111-6411 · ES Instruction Supplies	ILT Supplies	2,000.00	\$ 2,000.00	FY25 TLT ES
1111-6411 · ES Instruction Supplies	LIM	5,000.00	\$ 5,000.00	FY25 TLT ES
1111-6411 · ES Instruction Supplies	DoJo/Rewards/Lead Measures	4,300.00	\$ 5,800.00	FY25 TLT ES
1111-6411 · ES Instruction Supplies	SS/ELA	3,500.00	\$ 3,500.00	FY25 TLT ES
1111-6411 · ES Instruction Supplies	Math	3,500.00	\$ 24,000.00	FY25 TLT ES
1111-6411 · ES Instruction Supplies	Art	2,100.00	\$ 2,500.00	FY25 TLT ES
1111-6411 · ES Instruction Supplies	PE	2,100.00	\$ 2,500.00	FY25 TLT ES
1111-6411 · ES Instruction Supplies	Music	2,100.00	\$ 2,500.00	FY25 TLT ES
1111-6411 · ES Instruction Supplies	Leadership Notebooks	-	\$ 3,375.00	FY25 TLT ES
1111-6411 · ES Instruction Supplies	Graduation Supplies	200.00	\$ 200.00	FY25 TLT PK
1111-6411 · ES Instruction Supplies	Misc. Supplies	2,500.00	\$ 3,750.00	FY25 TLT PK
1111-6411 · ES Instruction Supplies	NAEYC	720.00	\$ 1,000.00	FY25 TLT PK
1111-6411 · ES Instruction Supplies	ESGI	235.00	\$ 350.00	FY25 TLT PK
1111-6412 · ES Instruction Tech Supplies	Education Technology Partners	6,250.00	\$ 875.00	FY25 TLT District
1111-6412 · ES Instruction Tech Supplies	ESGI	900.00	\$ 900.00	FY25 TLT ES
1111-6412 · ES Instruction Tech Supplies	Embarc (Educational Advanced)	4,000.00	\$ 2,400.00	FY25 TLT District
1111-6412 · ES Instruction Tech Supplies	STEAM	-	\$ 7,750.00	FY25 TLT District - placeholder split w/MS
1111-6431 · Textbooks	Zearn/Xtra Math	17,500.00	\$ 17,500.00	FY25 TLT ES
1111-6431 · Textbooks	Scholastic Magazine	6,000.00	\$ 6,000.00	FY25 TLT ES
1131-6319 · MS Instruction Prof Serv	KCTR	20,000.00	\$ 31,250.00	FY25 TLT District
1131-6319 · MS Instruction Prof Serv	Xtra Math	500.00	\$ 500.00	FY25 TLT MS
1131-6319 · MS Instruction Prof Serv	iReady (new reading assessment software)		\$ 4,800.00	FY25 TLT District (\$14.5K split 2/3 to ES and 1/3 to MS)
1131-6319 · MS Instruction Prof Serv	BVA Curriculum + Supplies		\$ -	Listed in ES
1131-6411 · MS Instruction Supplies	Assessments	1,000.00	\$ 500.00	FY25 TLT District
1131-6411 · MS Instruction Supplies	Planners/Lead Journals	2,500.00	\$ 2,585.00	FY25 TLT MS
1131-6411 · MS Instruction Supplies	ELA - Reading Plus	4,000.00	\$ 5,250.00	FY25 TLT MS
1131-6411 · MS Instruction Supplies	Teacher Supplies	16,535.00	\$ 16,535.00	FY25 TLT MS
1131-6411 · MS Instruction Supplies	Graduation Materials	700.00	\$ 750.00	FY25 TLT MS
1131-6411 · MS Instruction Supplies	Student Supplies	2,500.00	\$ 3,625.00	FY25 TLT MS
1131-6411 · MS Instruction Supplies	Misc. Supplies	2,900.00	\$ 6,000.00	FY25 TLT MS
1131-6411 · MS Instruction Supplies	Fishtank (ELA/Math)	-	\$ 1,444.00	FY25 TLT MS
1131-6412 · MS Instruction Tech Supplies	Education Technology Partners	6,250.00	\$ 875.00	FY25 TLT District

Vendor Roster, v1.0

Brookside Charter School

Account	Vendor	SY23-24	SY24-25	Notes
1131-6412 · MS Instruction Tech Supplies	MATH - IXL	5,500.00	\$ 5,500.00	FY25 TLT MS
1131-6412 · MS Instruction Tech Supplies	Lexia Licences	2,200.00	\$ 2,200.00	FY25 TLT MS
1131-6412 · MS Instruction Tech Supplies	Zern Licences	1,000.00	\$ 1,000.00	FY25 TLT MS
1131-6412 · MS Instruction Tech Supplies	E-Hallpass	600.00	\$ 1,200.00	FY25 TLT MS
1131-6412 · MS Instruction Tech Supplies	Embarc (Educational Advanced)	4,000.00	\$ 2,400.00	FY25 TLT District
1131-6412 · MS Instruction Tech Supplies	STEAM	-	\$ 7,750.00	FY25 TLT District - placeholder split w/ES
1191-6411 · Summer Instr Supplies	FY25 SS Supplies	-	\$ 55,000.00	FY25 TLT District - Per RO, \$185K for SS is \$55K supplies + \$130K staffing
1221-6371 · Dues And Memberships	Crisis Prevention Institute (CPI)	5,000.00	\$ 2,500.00	FY25 TLT District
1221-6411 · SPED Supplies	Misc. Supplies	8,500.00	\$ 8,500.00	FY25 TLT SPED
1221-6411 · SPED Supplies	Curriculum	1,000.00	\$ 1,000.00	FY25 TLT SPED
1221-6411 · SPED Supplies	Life Skills Budget	1,000.00	\$ 1,000.00	FY25 TLT SPED
1221-6411 · SPED Supplies	Testing supplies	5,000.00	\$ 9,000.00	FY25 TLT SPED
1221-6411 · SPED Supplies	SpedTrack	-	\$ 9,000.00	FY25 TLT SPED (new tracking system in FY25)
1411-6319 · Stud Act Prof Serv	Gamma Girls	5,000.00	\$ 2,500.00	FY25 TLT District
1411-6319 · Stud Act Prof Serv	Alpha Omega	30,000.00	\$ 15,000.00	FY25 TLT District
1411-6319 · Stud Act Prof Serv	Girls on the Run	1,500.00	\$ 1,500.00	FY25 TLT Activities
1411-6319 · Stud Act Prof Serv	Field Day - Purchased Services	5,000.00	\$ 3,500.00	FY25 TLT Activities
1411-6319 · Stud Act Prof Serv	Field Trips	7,000.00	\$ 5,000.00	FY25 TLT Activities
1411-6319 · Stud Act Prof Serv	Family BBQs - Purchased Services	1,500.00	\$ 2,700.00	FY25 TLT Activities
1411-6319 · Stud Act Prof Serv	Yearbook	8,500.00	\$ 6,000.00	FY25 TLT Activities
1411-6411 · Stud Act Supplies	Field Day - Supplies	1,500.00	\$ 1,500.00	FY25 TLT Activities
1411-6411 · Stud Act Supplies	Club Supplies	1,000.00	\$ 2,000.00	FY25 TLT Activities
1411-6411 · Stud Act Supplies	Bears Youth Basketball League	-	\$ 750.00	FY25 TLT Activities
1411-6411 · Stud Act Supplies	Family BBQs - Supplies	1,000.00	\$ 1,000.00	FY25 TLT Activities
1411-6411 · Stud Act Supplies	Uniforms	4,500.00	\$ 4,500.00	FY25 TLT Activities
1411-6411 · Stud Act Supplies	Concessions/Vending	500.00	\$ 500.00	FY25 TLT Activities
1421-6319 · Stud Ath Prof Serv	Sports Officials	6,000.00	\$ 6,500.00	FY25 TLT Activities
1421-6319 · Stud Ath Prof Serv	Track Meets	600.00	\$ 600.00	FY25 TLT Activities
1421-6319 · Stud Ath Prof Serv	Esports	2,700.00	\$ 2,000.00	FY25 TLT Activities
1421-6319 · Stud Ath Prof Serv	Volleyball	500.00	\$ 500.00	FY25 TLT Activities
1421-6319 · Stud Ath Prof Serv	Soccer	750.00	\$ 750.00	FY25 TLT Activities
1421-6319 · Stud Ath Prof Serv	Basketball	750.00	\$ 750.00	FY25 TLT Activities
1421-6319 · Stud Ath Prof Serv	Spirit Squad:	400.00	\$ 400.00	FY25 TLT Activities
1421-6319 · Stud Ath Prof Serv	Track & Field	600.00	\$ 600.00	FY25 TLT Activities
1421-6319 · Stud Ath Prof Serv	Athletic Banquet	-	\$ 1,000.00	FY25 TLT Activities
1421-6371 · Stu Ath Dues And Memberships	League Dues/MSHSAA	1,200.00	\$ 1,800.00	FY25 TLT Activities
1931-6311 · Instructional Services	Plaza Academy/Alternative School	35,000.00	\$ 75,000.00	FY25 TLT District
2114-6412 · Technology Supplies	Infinite Campus	50,000.00	\$ 100,000.00	FY25 TLT Business
2152-6319 · Speech Path Prof Serv	21st Century Learning	1,000.00	\$ 1,500.00	FY25 TLT SPED
2162-6319 · OT Services Prof Serv	21st Century Learning	30,000.00	\$ 33,000.00	FY25 TLT SPED
2172-6319 · PT Services Prof Serv	21st Century Learning	5,000.00	\$ 5,500.00	FY25 TLT SPED
2213-6319 · PD Prof Serv	Valerie Tucker	57,000.00	\$ 57,000.00	FY25 TLT District
2213-6319 · PD Prof Serv	MCPSA Conference	3,000.00	\$ 3,000.00	FY25 TLT District
2213-6319 · PD Prof Serv	Miscellaneous PD and Travel	2,500.00	\$ 2,500.00	FY25 TLT District
2213-6319 · PD Prof Serv	Leader in ME	28,500.00	\$ 28,500.00	FY25 TLT District

Vendor Roster, v1.0

Brookside Charter School

Account	Vendor	SY23-24	SY24-25	Notes
2213-6319 · PD Prof Serv	PD/Teaming/Team Leads	2,500.00	\$ 8,750.00	FY25 TLT ES
2213-6319 · PD Prof Serv	Conferences	-	\$ 6,000.00	FY25 TLT Business
2213-6343 · PD Travel	PD Travel	2,500.00	\$ 5,000.00	FY25 TLT District
2213-6371 · PD Dues and Memberships	FRANKLIN FRANKLIN COVEY CLIENT SALES,	17,500.00	\$ 10,000.00	FY25 TLT District
2213-6411 · PD Supplies	Food and other PD Supplies	2,500.00	\$ 2,500.00	FY25 TLT District
2222-6411 · Library Supplies	Dist Librarian	5,000.00	\$ 9,000.00	FY25 TLT
2311-6315 · Board Audit	Audit Company, 9900, 5500	25,000.00	\$ 18,000.00	FY25 TLT District
2311-6317 · Board Legal	KLEINBUSSE KLEIN BUSSELL, PLLC	61,500.00	\$ 61,500.00	FY25 TLT District
2321-6319 · Exec Admin Prof Serv	Miscellaneous	10,500.00	\$ 15,000.00	FY25 TLT District
2321-6319 · Exec Admin Prof Serv	staff appreciation	30,000.00	\$ 20,000.00	FY25 TLT District
2321-6319 · Exec Admin Prof Serv	EMPLFID Employee Fiduciary	5,000.00	\$ 1,000.00	FY25 TLT District
2321-6319 · Exec Admin Prof Serv	CGNADVISOR CGN Advisors, LLC	2,500.00	\$ 1,000.00	FY25 TLT District
2321-6319 · Exec Admin Prof Serv	INNOVOPTIO Linda Ann Kirkpatrick, dba	3,000.00	\$ 3,000.00	FY25 TLT District
2321-6319 · Exec Admin Prof Serv	SUGARDAD FRANK CHERRITO DBA SUGAR	2,500.00	\$ 1,500.00	FY25 TLT District
2321-6319 · Exec Admin Prof Serv	Golf Sponsorship	2,000.00	\$ 2,000.00	FY25 TLT District
2321-6319 · Exec Admin Prof Serv	Bank Fees + MO Payroll Tax Fees	3,250.00	\$ 2,500.00	FY25 TLT District
2321-6319 · Exec Admin Prof Serv	Partnerships	7,500.00	\$ 5,000.00	FY25 TLT District
2321-6319 · Exec Admin Prof Serv	Lead to Read Tutoring	15,000.00	\$ 7,500.00	FY25 TLT District
2321-6319 · Exec Admin Prof Serv	Legacy Foundation	10,000.00	\$ 5,000.00	FY25 TLT District
2321-6319 · Exec Admin Prof Serv	Erate (Estream Technologies)	14,000.00	\$ 14,000.00	FY25 TLT Dev
2321-6319 · Exec Admin Prof Serv	Christy Moreno - Translations	-	\$ 3,000.00	FY25 TLT Dev
2321-6319 · Exec Admin Prof Serv	EduTank - Amplify	-	\$ 10,000.00	FY25 TLT Dev
2321-6319 · Exec Admin Prof Serv	Contracted Work	-	\$ 125,000.00	FY25 TLT District (Placeholder for RO budget line item)
2321-6319 · Exec Admin Prof Serv	EdOps - Data Services	-	\$ 70,100.00	FY25 TLT Business
2321-6352 · Exec Admin Liab Insur	P&C / MPR	62,500.00	\$ 62,500.00	FY25 TLT District
2321-6362 · Advertising	Marketing	72,500.00	\$ 75,000.00	FY25 TLT Dev
2321-6371 · Executive Admin-Dues and Membe	MCPSCA	12,500.00	\$ 12,500.00	FY25 TLT District
2321-6371 · Executive Admin-Dues and Membe	Misc Memberships	1,000.00	\$ 1,000.00	FY25 TLT District
2321-6371 · Executive Admin-Dues and Membe	MCPSC Sponsor Fees	2,500.00	\$ 2,500.00	FY25 TLT District
2321-6398 · Summer School Incentives	Attendance Incentives - Fam Services	1,800.00	\$ 3,000.00	FY25 TLT Fam Svcs
2321-6411 · Exec Admin Supplies	NILL NILL BROS SPORTING GOODS, INC	8,000.00	\$ 2,500.00	FY25 TLT District
2321-6411 · Exec Admin Supplies	Other Miscellaneous Supplies	17,500.00	\$ 20,000.00	FY25 TLT District
2321-6411 · Exec Admin Supplies	Human Resources Supplies	-	\$ 15,000.00	FY25 TLT Business
2322-6319 · Community Serv Prof Serv	Blue Hills Country Club	45,000.00	\$ 3,500.00	FY25 TLT District
2322-6319 · Community Serv Prof Serv	KCGOLFCLAS KC GOLF CLASSIC	7,500.00	\$ 2,000.00	FY25 TLT District
2322-6319 · Community Serv Prof Serv	Events	15,000.00	\$ 15,000.00	FY25 TLT Dev
2322-6319 · Community Serv Prof Serv	Website	7,000.00	\$ 8,000.00	FY25 TLT Dev
2322-6319 · Community Serv Prof Serv	Placeholder - DESE Stronger Connections	-	\$ 38,100.00	FY25 TLT Dev
2322-6411 · Community Serv Supplies	Other	5,000.00	\$ 3,500.00	FY25 TLT Dev
2331-6316 · Data Processing Services	K12 Itc	171,300.00	\$ 205,500.00	FY25 TLT Business
2331-6411 · IT Admin Supplies	Misc. Supplies	10,000.00	\$ 15,000.00	FY25 TLT Tech
2331-6412 · IT Admin Tech Supplies	Toshiba Business Solutions (supplies)	37,000.00	\$ 237,000.00	FY25 TLT Tech
2331-6412 · IT Admin Tech Supplies	Technology Purchases	44,000.00	\$ 89,000.00	FY25 TLT Tech
2331-6412 · IT Admin Tech Supplies	Other Tech Supplies	12,500.00	\$ 20,000.00	FY25 TLT Tech
2511-6411 · Bness Off Supplies	AMAZONCOM SYNCB/AMAZON	5,000.00	\$ 6,500.00	FY25 TLT Business

Vendor Roster, v1.0

Brookside Charter School

Account	Vendor	SY23-24	SY24-25	Notes
2511-6411 · Bness Off Supplies	STAPLES STAPLES ADVANTAGE	3,000.00	\$ 4,500.00	FY25 TLT Business
2525-6319 · Financial Accounting Services Prof	PAYPOOL Paypool LLC	5,000.00	\$ 6,500.00	FY25 TLT Business
2525-6319 · Financial Accounting Services Prof	Edops - Finance Svcs	150,000.00	\$ 124,700.00	FY25 TLT Business - update per PG 5.22.24
2525-6412 · Technology Supplies	SOFTWARE UNLIMITED (SUI)	7,300.00	\$ 7,300.00	FY25 TLT Business
2542-6319 · Facilities Prof Serv	Painting Contractor	5,000.00	\$ 7,500.00	FY25 TLT Ops
2542-6332 · Facilities Rep & Mait	Lock Doctor	3,000.00	\$ 4,500.00	FY25 TLT Ops
2542-6332 · Facilities Rep & Mait	Misc Repair and Maintenance	15,000.00	\$ 20,000.00	FY25 TLT Ops
2542-6332 · Facilities Rep & Mait	Great Plains Roofing	1,500.00	\$ 1,500.00	FY25 TLT Ops
2542-6332 · Facilities Rep & Mait	Electrical Contractor	8,000.00	\$ 8,000.00	FY25 TLT Ops
2542-6332 · Facilities Rep & Mait	Design Mechanical	46,000.00	\$ 57,500.00	FY25 TLT Ops
2542-6332 · Facilities Rep & Mait	Plumbing Contractor	4,000.00	\$ 5,000.00	FY25 TLT Ops
2542-6332 · Facilities Rep & Mait	SCHOELLER Schoeller Plumbing, Inc.	3,000.00	\$ 3,000.00	FY25 TLT Ops
2542-6332 · Facilities Rep & Mait	Schindler Elevator	3,500.00	\$ 3,500.00	FY25 TLT Ops
2542-6332 · Facilities Rep & Mait	Fire Alarm Inspection	4,500.00	\$ 4,500.00	FY25 TLT Ops
2542-6333 · Facilities Rent	NAZARENE Nazarene Theological Seminary	78,000.00	\$ 168,000.00	FY25 TLT Business
2542-6333 · Facilities Rent	VASECONDLP VA Second LP dba Victoria Arms	10,000.00	\$ 10,000.00	FY25 TLT Business
2542-6335 · Maint of Plant Water/sewer	KC Water	23,000.00	\$ 23,000.00	FY25 TLT Ops
2542-6336 · Facilities Trash Remov	Deffenbaugh	12,000.00	\$ 15,000.00	FY25 TLT Ops
2542-6338 · Rentals Of Computers And Related	Toshiba Financial Services (leases)	51,000.00	\$ 58,000.00	FY25 TLT Tech
2542-6339 · Facilities Oth Prop Serv	Fry Wagner	1,700.00	\$ 2,000.00	FY25 TLT Ops
2542-6339 · Facilities Oth Prop Serv	Smithereen Pest	2,000.00	\$ 2,000.00	FY25 TLT Ops
2542-6339 · Facilities Oth Prop Serv	Carrol Seating	4,500.00	\$ 5,000.00	FY25 TLT Ops
2542-6339 · Facilities Oth Prop Serv	Contingency Allocation	2,000.00	\$ 2,000.00	FY25 TLT Ops
2542-6351 · Facilities Prop Insur	P&C / MPR	62,500.00	\$ 62,500.00	FY25 TLT District
2542-6361 · Facilities Phone/Internet	TMOBILE T-MOBILE	94,016.00	\$ 106,000.00	FY25 TLT Tech
2542-6361 · Facilities Phone/Internet	ATT	2,000.00	\$ 2,000.00	FY25 TLT Ops
2542-6411 · Facilities Supplies	Recess Equipment	1,000.00	\$ 1,000.00	FY25 TLT ES
2542-6411 · Facilities Supplies	school furniture	2,500.00	\$ 2,500.00	FY25 TLT Ops
2542-6411 · Facilities Supplies	office furniture	2,000.00	\$ 2,000.00	FY25 TLT Ops
2542-6411 · Facilities Supplies	AMAZONCOM SYNCB/AMAZON	750.00	\$ 1,000.00	FY25 TLT Ops
2542-6411 · Facilities Supplies	STAPLES ADVANTAGE CLEANING	30,000.00	\$ 35,000.00	FY25 TLT Ops
2542-6411 · Facilities Supplies	SUPPLYHOU SupplyHouse.com	2,000.00	\$ 2,000.00	FY25 TLT Ops
2542-6411 · Facilities Supplies	FASTSIGNS FASTSIGNS OF WESTPORT	2,000.00	\$ 2,000.00	FY25 TLT Ops
2542-6411 · Facilities Supplies	SCHOOLEXCE SCHOOL EXCESS	3,000.00	\$ 3,000.00	FY25 TLT Ops
2542-6411 · Facilities Supplies	HOMEDEPOT HOME DEPOT CARD SERVICES	5,000.00	\$ 5,000.00	FY25 TLT Ops
2542-6412 · Technology Supplies	AIRMASS AirMass, LLC d/b/a PropertyTRAK	2,300.00	\$ 3,000.00	FY25 TLT Ops
2542-6481 · Facilities Electricity	Evergy	110,000.00	\$ 110,000.00	FY25 TLT Ops
2542-6482 · Facilities Gas	Pro Solutions/Natural Gas	15,000.00	\$ 15,000.00	FY25 TLT Ops
2543-6319 · Care and Upkeep of Grounds Serv	DF Turf & Terrain	18,000.00	\$ 20,000.00	FY25 TLT Ops
2546-6319 · Security Svcs Prof Serv	JADE Alarm	6,000.00	\$ 6,000.00	FY25 TLT Ops
2552-6319 · Transportation - District-Operated,	Shuttle Bus Transportation	60,000.00	\$ 183,000.00	FY25 TLT Transportation
2552-6319 · Transportation - District-Operated,	Shuttle Bus Maintenance	12,500.00	\$ 25,000.00	FY25 TLT Transportation
2552-6319 · Transportation - District-Operated,	Shuttle Bus Truck Wash	1,500.00	\$ 500.00	FY25 TLT Transportation
2552-6411 · Transportation - District-Operated,	Gas	25,000.00	\$ 40,000.00	FY25 TLT Transportation
2552-6411 · Transportation - District-Operated,	Supplies	5,000.00	\$ 12,000.00	FY25 TLT Transportation

Vendor Roster, v1.0

Brookside Charter School

Account	Vendor	SY23-24	SY24-25	Notes
2552-6411 · Transportation - District-Operated,	Tmobile Service	-	\$ 2,000.00	FY25 TLT Transportation
2552-6411 · Transportation - District-Operated,	TraVersa Mapping SW	-	\$ 9,750.00	FY25 TLT Transportation
2562-6411 · Food Preparation Supplies	SYSCO SYSCO OF KANSAS CITY, INC.	10,000.00	\$ 10,000.00	FY25 TLT Ops
2562-6471 · Food Supplies	SYSCO SYSCO OF KANSAS CITY, INC.	187,500.00	\$ 175,000.00	FY25 TLT Ops
2562-6471 · Food Supplies	Advance Pierre Foods	2,800.00	\$ 3,000.00	FY25 TLT Ops
2562-6471 · Food Supplies	Asian Food Solutions	6,700.00	\$ 4,000.00	FY25 TLT Ops
2562-6471 · Food Supplies	NATIONALF NATIONAL FOOD GROUP, INC	12,000.00	\$ 12,000.00	FY25 TLT Ops
2562-6471 · Food Supplies	SCHOOLL SCHOOL LUNCH SOLUTIONS	15,000.00	\$ 15,000.00	FY25 TLT Ops
2562-6471 · Food Supplies	SUNNYSIDE SUNNYSIDE DAIRY, LLC	58,000.00	\$ 60,000.00	FY25 TLT Ops
2562-6471 · Food Supplies	JTM JTM PROVISIONS CO., INC	8,000.00	\$ 8,000.00	FY25 TLT Ops
2642-6412 · Recruitment Tech Supplies	EdFuel	15,000.00	\$ 2,500.00	FY25 TLT District
2644-6319 · Professional Development NonInst	Professional Development	500.00	\$ 500.00	FY25 TLT Fam Svcs
2644-6319 · Professional Development NonInst	EC PD	1,000.00	\$ 1,500.00	FY25 TLT ExtCare
3812-6319 · Afterschool Prof Serv	Color day party	500.00	\$ 750.00	FY25 TLT ExtCare
3812-6319 · Afterschool Prof Serv	DSS Requirements	-	\$ 400.00	FY25 TLT ExtCare
3812-6411 · Afterschool Supplies	staff appreciation		\$ 750.00	FY25 TLT ExtCare
3812-6411 · Afterschool Supplies	Misc. Supplies	400.00	\$ 500.00	FY25 TLT ExtCare
3812-6411 · Afterschool Supplies	Supplies	2,100.00	\$ 2,500.00	FY25 TLT ExtCare
3812-6411 · Afterschool Supplies	Extended Care T Shirts	300.00	\$ 600.00	FY25 TLT ExtCare
3912-6319 · Par Involve Prof Serv	Certified Letters	2,520.00	\$ 500.00	FY25 TLT Fam Svcs
3912-6319 · Par Involve Prof Serv	Child Abuse Prevention Month	1,500.00	\$ 500.00	FY25 TLT Fam Svcs
3912-6319 · Par Involve Prof Serv	Short-term/temporary housing	13,000.00	\$ 15,000.00	FY25 TLT Fam Svcs
3912-6319 · Par Involve Prof Serv	Utility Assistance	13,500.00	\$ 10,000.00	FY25 TLT Fam Svcs
3912-6319 · Par Involve Prof Serv	Suicide Prevention Month	1,000.00	\$ 500.00	FY25 TLT Fam Svcs
3912-6319 · Par Involve Prof Serv	Fall into Health Fair	1,500.00	\$ 250.00	FY25 TLT Fam Svcs
3912-6411 · Par Involve Supplies	Trinkets and snacks (for office and birthdays)	3,000.00	\$ 700.00	FY25 TLT Fam Svcs
3912-6411 · Par Involve Supplies	Raffles	1,000.00	\$ 1,000.00	FY25 TLT Fam Svcs
3912-6411 · Par Involve Supplies	Food & Beverages	10,000.00	\$ 3,000.00	FY25 TLT Fam Svcs
3912-6411 · Par Involve Supplies	Equipment/Vendors	4,500.00	\$ 2,400.00	FY25 TLT Fam Svcs
3912-6411 · Par Involve Supplies	Partial Deposits	5,000.00	\$ 5,000.00	FY25 TLT Fam Svcs
3912-6411 · Par Involve Supplies	School Supplies	500.00	\$ 1,000.00	FY25 TLT Fam Svcs
3912-6411 · Par Involve Supplies	Incidentals	1,500.00	\$ 500.00	FY25 TLT Fam Svcs
3912-6411 · Par Involve Supplies	Parent Teacher Action Committee (PTAC)	-	\$ 5,000.00	FY25 TLT Fam Svcs
4051-6521 · Building Improvements	ACI and Turner	110,000.00	\$ 55,000.00	FY25 TLT District
5122-6614 · Principal - Long Term Loans	EFF Principal	110,621.04	\$ 122,848.64	From v4 of EFF amort schedule
5222-6624 · Interest - Long Term Loans	EFF Interest	197,970.61	\$ 185,742.91	From v4 of EFF amort schedule